

BISTRO SHELF QUOTE REQUEST

Ready to assemble with provided set screws. Shelves not included.

Date: _____ Company Name: _____ Company Address: _____ _____ _____	Contact Name: _____ Contact Phone #: _____ Contact Email: _____
--	---

1) **Connection Points (A-F):** _____ See Custom Bistro Shelving styles and configurations page.

2) **Choose Style:** Traditional _____ Flush _____ Cantilever _____

3) **Overall Dimensions:** (Height x Depth): _____

4) **# of Shelves:** _____ (Shelves not provided)

5) **# of Vertical Sections:** _____ *We recommend no more than 36" between vertical sections.
 If more than 36" between Left and Right sections, add additional Vertical Sections.











6) **Depth of Your Shelves, Traditional and Flush Only:** _____ Cantilever arms have a fixed depth for use with 10" deep shelves.

We recommend no more than 10" deep shelves for Traditional and Flush to accommodate thickness of flanges and ball elbows. (Overall Depth is determined based on style of bistro unit and your shelf depth.) Prior to producing your order, drawings will be sent will full finished dimensions for your approval.

7) **When ordering Traditional Style:** Wall unit can extend top or bottom by 3" and add end or cap finial to post.

___ Yes, I'd like extended ___ top ___ bottom

8) **Choose Finish:**

Stock					Custom				
									
<input type="checkbox"/>	<input type="checkbox"/>	<input type="checkbox"/>	<input type="checkbox"/>	<input type="checkbox"/>	<input type="checkbox"/>	<input type="checkbox"/>	<input type="checkbox"/>	<input type="checkbox"/>	<input type="checkbox"/>
Lacquered Polished Brass	Lacquered Satin Brass	Antique Brass	Polished Copper	Satin Copper	Antique Copper	Polished Nickel	Satin Nickel	Oil Rubbed Bronze	Flat Black

Please note: Our Stock materials are Lacquered Polished and Lacquered Satin Brass. All other finishes are electroplated and then lacquered. If you would like a "live" finish that tarnishes over time, please advise your sales representative.

CUSTOM BISTRO SHELVING STYLES AND CONFIGURATIONS

CHOOSE YOUR CONNECTION POINTS

A. Wall to Floor **B.** Ceiling to Floor **C.** Wall to Counter **D.** Ceiling to Wall **E.** Ceiling to Counter **F.** Wall to Wall



1" Cantilever Style



1" Traditional Style



1" Traditional Style with top or bottom finial



1" Flush Style