



Your Guide to Tambour with Designs of Distinction®

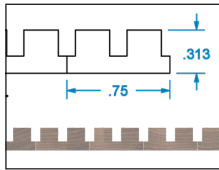
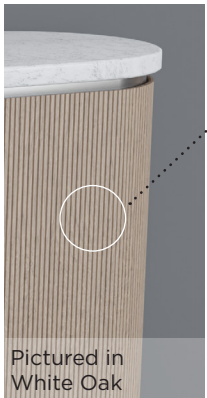
No wood component is more versatile than the tambour panel. Equally at home on walls, furniture, cabinetry or as appliance skins; tambour brings the outside in and provides texture, warmth and eco-friendly design to the home. Designs of Distinction® by Brown Wood is proud to introduce 14 American Made tambour profiles to their Kitchen, Bath and Home line. The wood panels feature 3/4" to 1-1/2" wide slats in varying styles that adhere to a flexible backer, making these ideal for both your straight and radiused applications. Custom sizes and species available upon request.

Available in 5 wood species

**Flexible Backing • Easy to Install •
Stain or Paint • Use Vertically or Horizontally**

Wood Species Code:	HM	PT	AK	WL	WK
Wood Species Name:	Hard Maple	Poplar	Red Oak	Walnut	White Oak

Custom species available



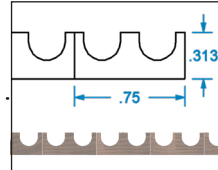
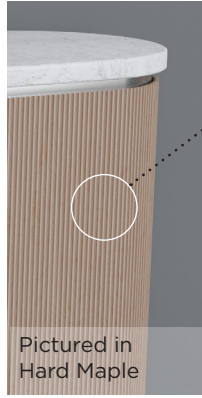
1/4" Double Square Tambour

Style #: 301

SKU: 011248301-1
12"W X .313"T X 48"L

SKU: 011296301-1
12"W X .313"T X 96"L

Pictured in White Oak



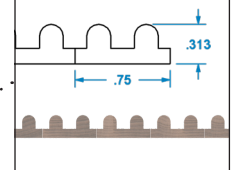

1/4" Cove-Cut Tambour

Style #: 401

SKU: 011248401-1
12"W X .313"T X 48"L

SKU: 011296401-1
12"W X .313"T X 96"L

Pictured in Hard Maple



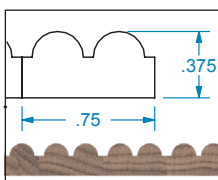

1/4" Double Bead Tambour-Thick

Style #: 103

SKU: 011248103-1
12"W X .313"T X 48"L

SKU: 011296103-1
12"W X .313"T X 96"L

Pictured in Red Oak



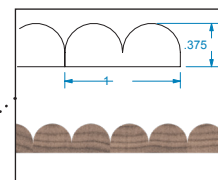

1/4" Double Bead Tambour-Thin

Style #: 102

SKU: 011248102-1
12"W X .375"T X 48"L

SKU: 011296102-1
12"W X .375"T X 96"L

Pictured in Red Oak



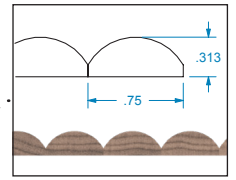

1/2" Double Bead Tambour

Style #: 105

SKU: 011248105-1
12"W X .375"T X 48"L

SKU: 011296105-1
12"W X .375"T X 96"L

Pictured in Hard Maple



3/4" Single Bead Tambour

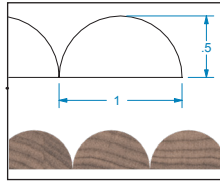

Style #: 101

SKU: 011248101-1
12"W X .313"T X 48"L

SKU: 011296101-1
12"W X .313"T X 96"L

Pictured in painted Poplar

To complete the part number, replace the dash with a wood species code.



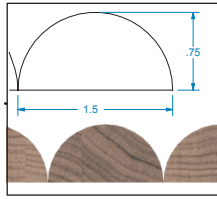

1" Single Bead Tambour

Style #: 104

SKU: 011248104-1
12"W X .5"T X 48"L

SKU: 011296104-1
12"W X .5"T X 96"L

Pictured in Walnut



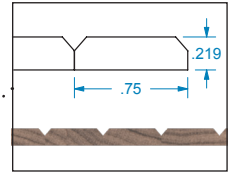
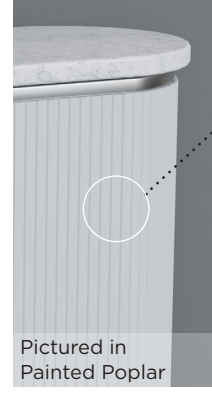
1-1/2" Single Bead Tambour

Style #: 106

SKU: 011248106-1
12"W X .75"T X 48"L

SKU: 011296106-1
12"W X .75"T X 96"L

Pictured in Hard Maple



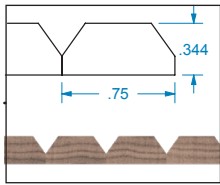

3/4" Bevel Slat Tambour-Thin

Style #: 201

SKU: 011248201-1
12"W X .219"T X 48"L

SKU: 011296201-1
12"W X .219"T X 96"L

Pictured in Painted Poplar



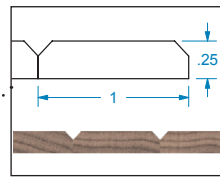

3/4" Bevel Slat Tambour-Thick

Style #: 202

SKU: 011248202-1
12"W X .344"T X 48"L

SKU: 011296202-1
12"W X .344"T X 96"L

Pictured in painted Poplar



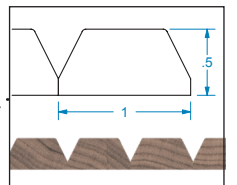
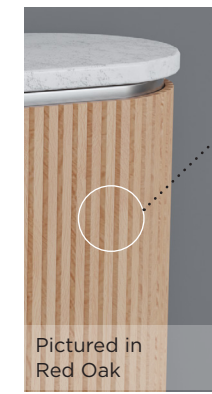
1" Bevel Slat Tambour-Thin

Style #: 203

SKU: 011248203-1
12"W X .25"T X 48"L

SKU: 011296203-1
12"W X .25"T X 96"L

Pictured in Hard Maple



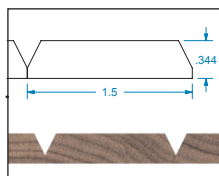

1" Bevel Slat Tambour-Thick

Style #: 204

SKU: 011248204-1
12"W X .5"T X 48"L

SKU: 011296204-1
12"W X .5"T X 96"L

Pictured in Red Oak



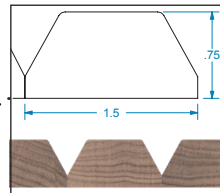
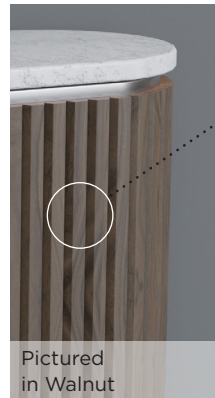
1-1/2" Bevel Slat Tambour-Thin

Style #: 206

SKU: 011248206-1
12"W X .344"T X 48"L

SKU: 011296206-1
12"W X .344"T X 96"L

Pictured in Hard Maple



1-1/2" Bevel Slat Tambour-Thick

Style #: 207

SKU: 011248207-1
12"W X .75"T X 48"L

SKU: 011296207-1
12"W X .75"T X 96"L

Pictured in Walnut

To complete the part number, replace the dash with a wood species code.