

FURNITURE PIECES




WALL COVERINGS



CABINET DOORS




AMERICAN HARDWOOD TAMBOUR




Manufactured by Designs of Distinction®
Lincolnwood, IL
Made in the USA



Available Through:



AMERICAN HARDWOOD TAMBOUR



5 Profiles • 19 Sizes
5 Stock Wood Species •
Custom Styles, Sizes and
Species Available

Designs of distinction®
Kitchen, Bath & Home
by BWI

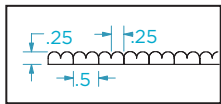
 @designsofdistinction_kbh

FLEXIBLE TAMBOUR PROFILES

Made in America. Our thin material backer allows tambour the flexibility to be used as a wrap or in flat applications. Unfinished American Hardwoods can be easily stained or painted in colors and finishes of your choice. Easy to install with construction glue and finishing or brad nails.

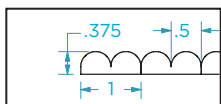
Available materials include: Hard Maple, Paint Grade Poplar, White Oak, Red Oak and Walnut.

STYLE 100



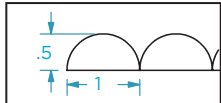
12"W x 48"L x .25"T
12"W x 96"L x .25"T
24"W x 48"L x .25"T

STYLE 105



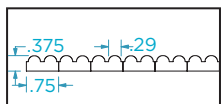
12"W x .375"T x 48"L
12"W x .375"T x 96"L

STYLE 104



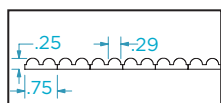
12"W x .5"T x 48"L
12"W x .5"T x 96"L

STYLE 102



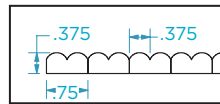
12"W x 48"L x .375"T
12"W x 96"L x .375"T
24"W x 48"L x .375"T

STYLE 110



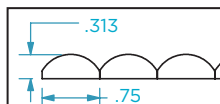
12"W x 48"L x .25"T
12"W x 96"L x .25"T
24"W x 48"L x .25"T

STYLE 107



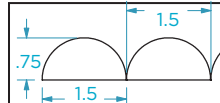
12"W x 48"L x .375"T
12"W x 96"L x .375"T
24"W x 48"L x .375"T

STYLE 101



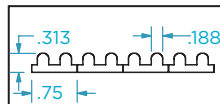
12"W x .313"T x 48"L
12"W x .313"T x 96"L

STYLE 106



12"W x .75"T x 48"L
12"W x .75"T x 96"L

STYLE 103



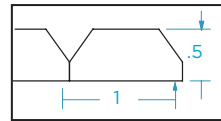
12"W x .313"T x 48"L
12"W x .313"T x 96"L

FLEXIBLE TAMBOUR PROFILES

Use in both commercial and residential applications. Ideal for use as column wraps, furniture, or cabinetry skins, inserts, or as full wall coverings.

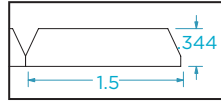
Available materials include: Hard Maple, Paint Grade Poplar, White Oak, Red Oak and Walnut.

STYLE 204



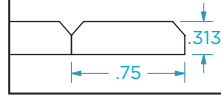
12"W x .5"T x 48"L
12"W x .5"T x 96"L

STYLE 206



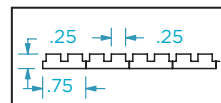
12"W x .344"T x 48"L
12"W x .344"T x 96"L

STYLE 201



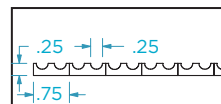
12"W x .313"T x 48"L
12"W x .313"T x 96"L

STYLE 302



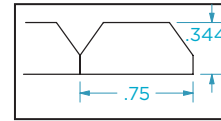
12"W x 48"L x .25"T
12"W x 96"L x .25"T
24"W x 48"L x .25"T

STYLE 402



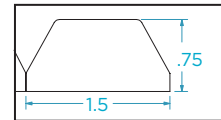
12"W x 48"L x .25"T
12"W x 96"L x .25"T
24"W x 48"L x .25"T

STYLE 202



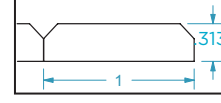
12"W x .344"T x 48"L
12"W x .344"T x 96"L

STYLE 207



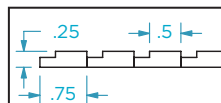
12"W x .75"T x 48"L
12"W x .75"T x 96"L

STYLE 203



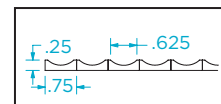
12"W x .313"T x 48"L
12"W x .313"T x 96"L

STYLE 304



12"W x 48"L x .25"T
12"W x 96"L x .25"T
24"W x 48"L x .25"T

STYLE 403



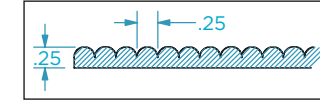
12"W x 48"L x .25"T
12"W x 96"L x .25"T
24"W x 48"L x .25"T

SOLID TAMBOUR PROFILES

Solid Tambour Profiles measure 24" x 46" and are ideal as inserts for cabinetry doors, or as full panels on cabinetry and furniture. CNC'd from solid American Hardwoods.

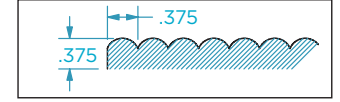
Available materials include: Hard Maple, Paint Grade Maple, White Oak, Red Oak, Cherry and Walnut.

STYLE 100



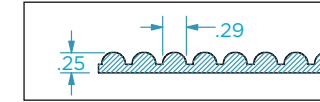
24"W x 46"L x .25"T

STYLE 107



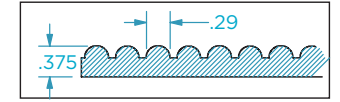
24"W x 46"L x .375"T

STYLE 110



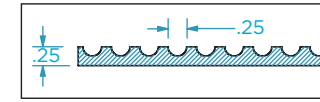
24"W x 46"L x .25"T

STYLE 102



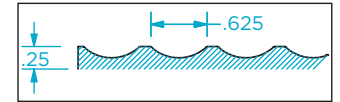
24"W x 46"L x .375"T

STYLE 402



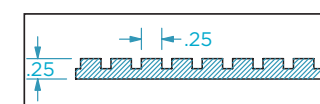
24"W x 46"L x .25"T

STYLE 403



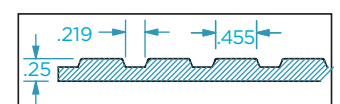
24"W x 46"L x .25"T

STYLE 302



24"W x 46"L x .25"T

STYLE 304



24"W x 46"L x .25"T



Scan here for installation instructions.

