


NEW PRODUCT: Designer DripEdge™

Designer DripEdge™ For Commercial & Residential Use

Designer DripEdge™ FOR WASTE CAN CABINETS

KBB PRODUCT AWARDS 2023
WINNER



Kitchen & Bath Business (KBB), is the official publication of the NKBA and KBIS. Every fall, KBB names new Product Award winners prior to the coming year's KBIS trade show. Designs of Distinction's **Designer DripEdge™** was awarded the KBB Product Awards in the functional hardware category for 2023.


Standard Door Sizes for 15" and 18" Waste Can Cabinets

WASTE CAN CABINET STYLE/ SIZE	DOOR WIDTH	12.75" DripEdge	14.50" DripEdge	15.75" DripEdge	17.50" DripEdge
15" Standard Overlay	12.75"	Edge to Edge	Inset 1/4" each side	N/A	N/A
18" Standard Overlay	15.75"	Inset 1.5" each side	Inset 1.25" each side	Edge to Edge	N/A
15" Full Overlay	14.50"	Inset 7/8" each side	Edge to Edge	N/A	N/A
18" Full Overlay	17.50"	Inset 2 3/8" each side	Inset 1.5" each side	Inset 7/8" each side	Edge to Edge

Ask your Sales Rep about matching metallic trim and custom sizes.

Manufactured by Designs of Distinction®
Lincolnwood, IL
Made in the USA

Available Through:



Scan to Learn More



Designs of distinction®
Commercial

Facebook Instagram @designsofdistinction_kbh




Designer DripEdge™



PICTURED IN SATIN BRASS

PICTURED IN BRUSHED ALUMINUM



Our **Designer DripEdge™ Cabinet Door Shield** is available in Satin Brass, Flat Black & Brushed Aluminum and includes pre-applied UHB (ultra-high bond) tape for easy installation. Featuring eased and finished ends, DripEdge profiles are made from 7/8" x 7/8" channels that are .063" thick, designed to fit both standard and full overlay doors.

The slight overhang allows for easy clean up of spills and messes, protecting cabinets and drawers from moisture, cleaning solutions, dents, and more. Lengths include 12.75", 14.50", 15.75", and 17.50", fitting most 15" and 18" doors for at-home and commercial waste can pull-outs.

See more information on standard door sizes and Designer DripEdge profile lengths on back of brochure.

The **Designer DripEdge™** provides ideal protection for frequently used cabinetry. Made in the USA from anodized aluminum, the DripEdge can withstand harsh cleaning solutions, everyday wear & tear, and will not peel, chip, rust, or corrode. Brushed Aluminum, Flat Black, and Satin Brass will retain their bright metallic finish for years to come.

Made in the USA from Anodized Aluminum. Aluminum is a sustainable material; it can be recycled repeatedly again and again without compromise. Anodizing is considered environmentally friendly as there is no hazardous waste.

Each profile comes with UHB (ultra high bond) tape on (1) inside face. Simply remove the plastic backer, clean the surface of the cabinet and press your DripEdge profile onto the door. We recommend the tape side be placed on the top of the door.

